

trade mark

logo* & BASF

Centre panel

trade name

Termidor® SC

Reg. No.:

Reg. No. / Nr: L 9650

Act No. / Wet Nr 36 of / van 1947

IRAC INSECTICIDE GROUP CODE 2 B

IRAC INSEKODERGRROEPKODE 2 B

formulation & use restrictions	A suspension concentrate residual contact and stomach insecticide, for the control of wood destroying subterranean termites, damaging buildings and structures and subterranean termites, infesting earthen dam walls. Also for the control of mole crickets on lawns and turf grass.	'n Suspensiekonsentraat kontak- en maaginsekoder, met lang nawerking, vir die beheer van ondergrondse, houtvretende termiete, wat geboue en strukture beskadig en ondergrondse termiete, wat in gronddamwalle teenwoordig is. Ook vir die beheer van molkriekie in grasperke en grasbane.
--------------------------------	---------------------------------------------------------------------------------------------------------------------------------------------------------------------------------------------------------------------------------------------------------------------------------------	-------------------------------------------------------------------------------------------------------------------------------------------------------------------------------------------------------------------------------------------------------------------------------------------

a.i. Active ingredient :

Fipronil (phenylpyrazole).....91 g / l

:a.b. Aktiewe bestanddeel

Vol. / mass:

50ml: 100ml: 150ml: 200ml: 250 ml: 500 ml: 1 l: 2.5 l: 5 l: 10 l: 20 l and 25 l 185 l

Registered by:

BASF South Africa (Pty) Ltd.
Co. Reg. No. 66/10235/07
P.O. Box 2801
Halfway House 1685

BASF Suid-Afrika (Edms) Bpk.
Mpy Reg. Nr 66/10235/07
Posbus 2801
Halfweghuis 1685

:Geregistreer deur

®Registered Trade Mark of BASF SE:

:®Geregistreeerde Handelsmerk van BASF SE

Batch No.:

:Lotnommer

Date Manufactured:

:Datum vervaardig

additional information

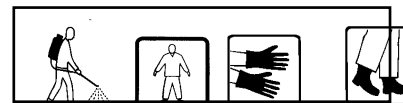

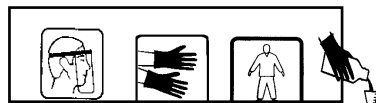
UN Number:
EMERGENCY NUMBER:

3082
083 265 3805

:VN Nommer
:NOODNOMMER

classification hazard symbol,

YELLOW



colour code

**HARMFUL
SKADELIK**

App. code: 05 / 03 / 10

WARNINGS

- Handle the concentrate with care.
- Poisonous when swallowed, inhaled or absorbed through the skin.
- Toxic to fish, bees and other animals.
- Store in a cool place away from food and feed.
- Keep out of reach of children, uninformed people and animals.
- In case of poisoning, CALL A DOCTOR AND MAKE THIS LABEL AVAILABLE TO HIM / HER.

Although this remedy has been extensively tested under a large variety of conditions, the registration holder does not warrant that it will be efficacious under all conditions because the action and effect thereof may be affected by factors such as abnormal soil, climatic and storage conditions, quality of dilution water, compatibility with other substances not indicated on the label and the occurrence of resistance of a pest against the remedy concerned as well as by the method, time and accuracy of application. The registration holder furthermore does not accept responsibility for damage to crops, vegetation, the environment or harm to man or animal or for lack of performance of the remedy concerned due to failure of the user to follow the label instructions or to the occurrence of conditions which could not have been foreseen in terms of the registration. Consult the supplier in the event of any uncertainty.

PRECAUTIONS

- Do not inhale fumes or spray mist.
- Wear a face shield, overall, rubber gloves and boots while handling.
- Wash contaminated clothing daily.
- Avoid skin or eye contact.
- Wash with soap and water immediately after use: After accidental skin contact, wash immediately with plenty of clean water for at least 15 minutes.
- In case of eye splashes, rinse thoroughly with clean water, for at least 15 minutes.
- Do not eat, drink or smoke whilst mixing or applying, or before washing hands and face and changing clothes.
- Prevent contamination of food, eating utensils, feed and drinking water.
- Prevent contamination of water sources and areas not under treatment.
- Clean all equipment thoroughly after use and do not contaminate the environment with wash water.
- TRIPLE RINSE empty containers in the following manner: Invert the empty container over the spray or mixing tank and allow to drain for at least 30 seconds, after the flow has slowed down to a drip. Thereafter, rinse the container three times with a volume of water, equal to a minimum of 10 %, of that of the container. Add the rinsings to the contents of the spray tank, before destroying the container in the prescribed manner.
- Do not re-use the container for any other purpose.

SYMPTOMS OF HUMAN POISONING

No cases of human poisoning are known. Fipronil is a reversible GABA receptor inhibitor. During intoxication, it will induce neurological stimulation with possible convulsions.

FIRST AID TREATMENT

IF IN EYES:	Wash immediately with plenty of water. Washing must be prolonged (at least 15 minutes). Seek medical advice.
IF SWALLOWED:	Try to induce vomiting. Seek medical advice (show the label to the doctor). Keep the victim under medical control. In case of consciousness disorders, do not try to induce vomiting.
IF ON SKIN:	Wash immediately with water and if possible soap. Washing must be prolonged (at least 15 minutes).

NOTE TO PHYSICIAN

Fipronil is slowly absorbed through the gut. Absorption may be reduced by the use of gastric lavage, saline purgative and activated charcoal (possible entero-hepatic recirculation). No specific antidote is known. Phenobarbital, but not benzodiazepines, have been shown experimentally to be active on convulsions induced by fipronil.

RESISTANCE WARNING

For resistance management, Termidor® SC is an IRAC Group Code 2B insecticide. Any insect population, may contain individuals naturally resistant to Termidor® SC and other Group Code 2B insecticides. The resistant individuals, can eventually dominate the insect population, if these insecticides are used repeatedly and exclusively in programmes. These resistant insects may not be controlled by Termidor® SC, or any other Group Code 2 B insecticides.

To delay insecticide resistance:

- Avoid exclusive repeated use of insecticides, from the same Insecticide Group Code. Alternate or tank-mix with products from different Insecticide Group Codes.
- For tank mixing, or alternation with products in other Insecticide Group Codes, refer to applicable individual product labels.
- Integrate other control methods (chemical, cultural, biological) into pest control programmes.

FOR SPECIFIC INFORMATION ON RESISTANCE MANAGEMENT, CONTACT THE REGISTRATION HOLDER, BASF SA (Pty) Ltd.

DIRECTIONS FOR USE:

USE ONLY AS DIRECTED

General directions:

All applications must be made with suitable equipment, designed for applications for termite control, that is in good working order and correctly calibrated, to give the desired coverage for that particular method of application.

PRE-CONSTRUCTION PREVENTIVE APPLICATION

Treatment of existing colonies:

All existing active termite colonies, situated within 50 m of the structures perimeter (or within the property boundary, whichever distance is the shorter), should be treated with **Termidor® SC** (see below). The treatment of surrounding nests, will assist in preventing attack on structures, subsequently erected on the site.

All cellulose containing material (wood, paper, cardboard etc.), that may serve as a food source for termites, should be removed from the site, before treatment. Any structures should in particular, not be erected over such food sources (i.e. floors, slabs, paving etc. should not be built over lumber scraps left over from construction work).

Do not apply **Termidor® SC** to excessively wet soil. If more than 15 mm rain falls within 24 hours after application, the application should be repeated, unless the treated soil was adequately protected.

In all cases, the treated soil surface should not be disturbed after treatment, as this may damage the treated barrier, allowing termites access to the structure through such areas.

LOCATION	DOSAGE / 100 ℓ WATER	DIRECTIONS FOR APPLICATION
FOUNDATION AND SERVICE TRENCHES AND FOUNDATION WALLS	275 mℓ	The bottom and sides of foundation and service trenches, must be treated at the rate of 5 ℓ mixture per linear metre. Service trenches must be treated for their full length, inside the building. All inner foundation walls must be treated on both sides and outer foundation walls on the inside, at a rate of 5 ℓ mixture per linear metre.
SOIL SURFACE UNDER FLOOR SLABS	275 mℓ	Apply 5 ℓ mixture per 1 m ² on the soil surface, where the floor will be cast. Ensure that the coverage is good where cables and / or piping enter the building.
SUSPENDED FLOORS	275 mℓ	The surface of the crawl space and the enclosing walls must be treated at a rate of 5 ℓ mixture / 1 m ² . Ensure that the coverage is good where cables and / or piping enter the building.
PILE AND BEAM CONSTRUCTION	275 mℓ	The bottom surface of pile and beam foundations, must be treated at the rate of 5 ℓ mixture / 1 m ² , after compaction and before the concrete is cast.
UNEXPOSED SOIL SURFACES	275 mℓ	Apply 5 ℓ of the mixture per 1 m ² on the soil surface, where paving, entrance steps, verandas etc. will be connected to the structure.

POST-CONSTRUCTION REMEDIAL APPLICATION

With remedial treatments, it is important that the application is carried out in such a way, that the **Termidor® SC** is distributed in a continuous layer in the soil, under existing structures. The most common reason for the failure of remedial treatments, is that the remedy is not distributed in a continuous layer. Any gaps in a soil barrier treatment, are rapidly exploited by termites, to gain access to the structure. This is particularly important under solid floors, where it is often difficult to get the remedy to distribute evenly under the floor, in the compacted soil.

LOCATION	DOSAGE / 100 ℓ WATER	DIRECTIONS FOR APPLICATION
PERIMETER TREATMENT	275 mℓ	Dig a 30 cm wide trench, around the exterior perimeter of the foundations and as deep as the top of the footing. Apply 5 ℓ mixture / linear metre of the trench. Both the sides and bottom of the trench must be adequately covered by the application. The trench must be backfilled and compacted. This treatment must be done in sections of 3 - 6 m at a time, in order not to weaken the foundations.
SOLID FLOORS	275 mℓ	Drill holes approximately 1 m apart through the floor, around the inside perimeter of each room, and around the outside perimeter of the structure. Holes should be drilled to the top of the footing of the foundation. If the design of the building is such, that vertical holes cannot be drilled through the floor along the outside perimeter, then horizontal holes, approximately 1 m apart, must be drilled from the outside through the foundation wall, into the soil underneath the solid floors. Apply 5 ℓ mixture / hole. Holes should be suitably sealed after application.
SUSPENDED FLOORS	275 mℓ	Where possible, a 30 cm wide trench should be dug around the inside of the foundation walls, as deep as the top of the footing and treated with 5 ℓ mixture per linear metre. The trench must be backfilled and compacted. This treatment must be done in sections of 3 - 6 m at a time, in order not to weaken the foundations. Treat the surface of the crawl space and the enclosing walls, at a rate of 5 ℓ mixture / m ² . The treated surfaces should not be disturbed. If there is no access to the sub-floor, access openings should be cut into the floorboards and the treatment carried out as described above. The removed sections must be replaced after application and sealed. Where no crawl space exists, holes can be drilled through the floor at regular intervals and the soil surface flooded with the mixture at a rate of 5 ℓ mixture / m ² . The holes must be plugged and sealed after application.

PREVENTIVE TREATMENT FOR EARTHEN DAM WALLS

Termidor® must be applied in a grid pattern (see below), to the earthen part of the dam wall, as well as to an area 75 m wide beyond the bottom of the dam wall (on the outlet side). **Termidor® SC** must not be applied within 10 m of any permanent or temporary running water source (i.e. river, stream, overflow canal etc.).

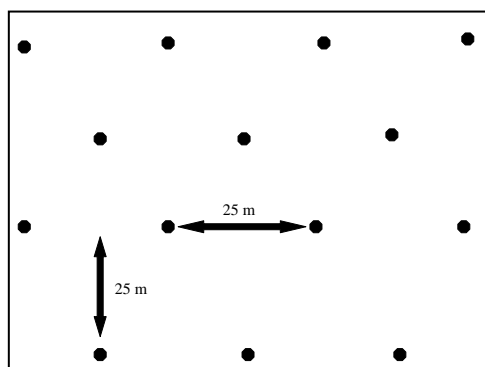
Application rate:

Mix 13.75 ml **Termidor®** in 5 ℓ water (275 ml in 100 ℓ water).

Application method:

Drill treatment holes approximately 1 m deep in the soil. Apply 5 ℓ mixture per hole, ensuring that the entire 5 ℓ is applied within the hole and not on the surface. Each individual hole must be lightly covered with soil after application.

Individual treatment holes must be spaced 25 m apart. The grid pattern must be drilled so that the grid pattern “overlaps”, as indicated in the diagram.



TREATMENT OF EXISTING TERMITE MOUNDS / COLONIES

Termidor® SC can be used to control existing active colonies, by treating the nests. **Termidor® SC** must be applied into the termite nest or mound.

Application rate: Mix 13.75 ml **Termidor® SC** in 5 ℓ water (275 ml in 100 ℓ water).

Application method: Apply 5 ℓ mixture to the termite nest in the following way:

Termite mounds:

Remove the top of the mound with a spade or small axe and pour 5 ℓ of the mixture into the termite nest.

Termite mounds with “chimneys” (e.g. *Odontotermes* spp.):

Pour 5 ℓ mixture into as many chimneys as can be found. Divide the 5 ℓ mixture evenly between the various chimneys.

CROP	PEST	DOSAGE RATE	DIRECTIONS FOR APPLICATION
LAWNS AND TURF GRASS	Mole crickets (<i>Gryllotalpa africana</i>)	5 ml / 100 m ² (1000 ml / ha)	Apply with a knapsack on the lawn in 3 – 4 ℓ water / 100 m ² (or 300 – 400 ℓ water / ha). Irrigate with at least 5 – 10 mm water, after application. For more effective results, treat mole crickets before they reach the size of 15 mm in length.

WAARSKUWINGS

- Hanteer die konsentraat versigtig.
- Giftig wanneer ingesluk, ingeasem of deur die vel geabsorbeer word.
- Giftig vir visse, bye en ander diere.
- Berg in 'n koel plek, weg van voedsel en voer.
- Hou buite bereik van kinders, oningeligte persone en diere.
- In geval van vergiftiging ONTBIED 'N GENEESHEER EN STEL HIERDIE ETIKET AAN HOM / HAAR BESIKBAAR.

Alhoewel hierdie middel omvattend en onder 'n groot verskeidenheid toestande getoets is, waarborg die registrasiehouer nie dat dit onder alle toestande doeltreffend sal wees nie aangesien die werking en effek daarvan beïnvloed kan word deur faktore soos abnormale grond-, klimaats- en bergingstoestande, kwaliteit van verdunningswater, saambuikbaarheid met ander stowwe wat nie op die etiket aangedui is nie, en die voorkoms van weerstand van 'n plaag teen die betrokke middel sowel as die metode, tyd en akkuraatheid van toediening. Verder aanvaar die registrasiehouer nie verantwoordelikheid vir skade aan gewasse, plantegroei, die omgewing of vir nadelige effek op mens of dier of vir 'n gebrek aan prestasie as gevolg van die versuim van die gebruiker om etiketaanwysings na te kom of as gevolg van die ontstaan van toestande wat nie kragtens die registrasie voorsien kon word nie. Raadpleeg die verskaffer in die geval van enige onsekerheid.

VOORSORGMATREËLS

- Moenie die dampe of sproeinewel inasem nie.
- Dra 'n gesigskerm, oorpak, rubberhandskoene en stewels tydens hantering.
- Was besoedelde klere daaglik.
- Verhoed vel- of oogaanraking.
- Was met seep en water onmiddellik na gebruik. Na toevallige velkontak was onmiddellik met skoon water, vir tenminste 15 minute.
- Indien oogkontak plaasvind, spoel deeglik met skoon water, vir tenminste 15 minute.
- Moenie eet, drink of rook tydens vermenging of toediening, of voordat die hande en gesig gewas en skoon klere aangetrek is nie.
- Verhoed besoedeling van voedsel, eetgerei, voer en drinkwater.
- Verhoed besoedeling van waterbronne en gebiede wat nie behandel word nie.
- Maak alle apparaat deeglik skoon na gebruik en moenie die omgewing met spoelwater besoedel nie.
- Leë houers moet DRIEKEER UITGESPOEL word soos volg: Keer die leë houer om oor die spuittenk of mengbak en dreineer vir minstens 30 sekondes, nadat die vloeitot 'n gedrup verminder het. Spoel die houer daarna driekeer uit met 'n volume water gelykstaande aan 'n minimum van 10 %, van die houer. Gooi die spoelwater by die inhoud van die spuittenk, voordat die houer op die voorgeskrewe wyse vernietig word.
- Moenie die houer vir enige ander doel gebruik nie.

SIMPROME VAN MENSLIKE VERGIFTIGING

Geen gevalle van menslike vergiftiging is bekend nie. Fipronil is 'n omkeerbare GABA-reseptor inhibeerder. Tydens vergiftiging sal dit neurologies stimulasie veroorsaak, met moontlike stuiptrekkings.

NOODHULPBEHANDELING

INDIEN OP DIE VEL:	Was onmiddelik met water en as beskikbaar met seep. Was vir ten minste 15 minute
INDIEN IN DIE OË:	Was onmiddelik met baie water. Was vir ten minste 15 minute. Ontbied 'n geneesheer.
INDIEN INGESLUK:	Probeer om braking te veroorsaak. Ontbied 'n geneesheer (toon hierdie etiket aan die geneesheer). Hou die pasiënt onder mediese toesig. Indien die pasiënt bewusteloos is, moenie probeer om braking te bewerkstellig nie.

NOTA AAN GENEESHEER

Fipronil word stadig deur die ingewande opgeneem. Opname kan verminder word, deur die gebruik van maaguitspoeling, gebruik van 'n soutpurgeermiddel, of met behulp van geaktiveerde houtskool (moontlike maag-lewer hersirkulasie). Fenobarbital, maar nie benzodiazepines nie, is onder eksperimentele toestande aktief bewys op stuiptrekkings wat deur fipronil veroorsaak is.

WEERSTANDBIEDENHEIDSWAARSKUWING

Termidor® SC is 'n IRAC Groepkode 2 B insekdoder. Enige populasie van 'n spesifieke insek, mag individue insluit, wat 'n natuurlike weerstand teen Termidor® SC, of enige ander Groepkode 2 B insekdoder het. Indien hierdie insekdoders in herhaaldelike en eksklusiewe programme aangewend word, kan die weerstandbiedende individue uiteindelik die insekpopulasie oorheers. Hierdie weerstandbiedende insekte, sal waarskynlik nie deur Termidor® of enige ander Groepkode 2 B insekdoder, beheer word nie.

Om weerstand teen insekdoders te vertraag:

- Vermy die eksklusiewe herhaaldelike gebruik van insekdoders, in dieselfde Insekdodergroepkode. Wissel af met, of gebruik tenkengels van produkte, in verskillende Insekdodergroepkodes.
- Sien toepaslike individuele produketikette wanneer daar afgewissel word, of tenkengels gebruik word, met produkte in ander Insekdodergroepkodes.
- Integreer ander beheermaatreëls (chemies, verbouing, biologies), in insekdoderprogramme.

VIR SPESIFIEKE INLIGTING OOR WEERSTANDBIEDENDHEIDSBESTUUR, KONTAK DIE REGISTRASIEHOUER, BASF SA (Edms) Bpk.

GEBRUIKSAANWYSINGS:

GEBRUIK SLEGS SOOS VOORGESKRYF

Algemene aanwysings:

Alle toedienings moet met geskikte toerusting gemaak word, wat vir termietbeheer ontwerp is, in goeie werkende toestand is, en korrek gekalibreer is, ten einde die verlangde bedekking te gee, vir die betrokke toedieningsmetode.

VOORKONSTRUKSIE VOORKOMENDE BEHANDELING

Behandeling van aanwesige termietkolonies:

Alle aanwesige, aktiewe kolonies, in 'n omtrek van 50 m vanaf die struktuur se buitelyne (of binne die eiendom se grens, watter afstand ookal korter is), moet verkieslik behandel word deur die toediening van **Termidor®** (sien hieronder). Die behandeling van aanwesige kolonies, sal help om beskadiging van strukture wat opgerig word, te voorkom.

Alle sellulose bevattende materiaal (hout, papier, karton ens.), wat as voedselbron vir termiete kan dien, moet voor behandeling vanaf die perseel verwyder word. Strukture moenie bo-oor sulke voedselbronne opgerig word nie (m.a.w. vloere, betonvloere, plaveisel ens. moenie bo-oor houtreste wat van bouwerk oorgebly het, opgerig word nie).

Moenie **Termidor®** op baie nat grond toedien nie. As meer as 15 mm reën, binne 24 uur na behandeling voorkom, moet die behandeling herhaal word, behalwe waar die behandelde oppervlakke behoorlik van die reën beskerm was.

In alle gevalle mag die behandelde grond na behandeling nie versteur word nie. Dit mag die behandelde keerlaag beskadig, wat toegang tot die struktuur vir die termiete sal vergemaklik.

PLEK	DOSIS / 100 ℓ WATER	GEBRUIKSAANBEVELINGS
FONDASIE- EN DIENSVORE EN FONDAMENTMURE	275 ml	Die bodem en sykante van fondasie- en diensvore, moet teen 5 ℓ mengsel per lopende meter behandel word. Diensvore moet vir hulle volle lengte binne die struktuur behandel word. Alle binnekantste fondamentmure moet op albei kante, en buitenste fondamentmure op die binnekant, met 5 ℓ mengsel per lopende meter behandel word.
GRONDOPPERVLAK ONDER SOLIEDE BETONVLOERE (BEDDINGLAAG)	275 ml	Dien 5 ℓ mengsel per 1 m ² , oor die hele oppervlak waar die betonvloer gegiet gaan word, toe. Maak seker dat die bedekking goed is, waar kables en / of pype die struktuur binnekom.
HANGVLOERE	275 ml	Die oppervlak van die oop ruimte moet teen 5 ℓ mengsel per 1 m ² behandel word. Maak seker dat die bedekking goed is, waar kables en / of pype die struktuur binnekom.
HEIPAAL EN GRONDBALK-KONSTRUKSIE	275 ml	Die onderste oppervlak van heipaal en grondbalk fondasies, moet teen 5 ℓ mengsel per 1 m ² behandel word, na kompaktering en voor die beton gegiet word.
BEDEKTE GRONDOPPERVLAKKE	275 ml	Dien 5 ℓ mengsel per 1 m ² op die grondoppervlak toe, waar plaveisel, ingangstrappe, veranda's ens., aan die struktuur verbind is.

NAKONSTRUKSIE KORREKTIEWE BEHANDELING

Met korrektiewe behandelings, is dit belangrik dat die toediening op so 'n manier geskied, dat die **Termidor®** as 'n deurlopende laag in die grond, onder die struktuur versprei word. Die mees algemene rede vir die swak werking van korrektiewe behandelings is, dat die middel nie as 'n deurlopende laag versprei word nie. Enige gapings in die keerlaag, word vinnig deur termiete ontdek en gebruik, om toegang tot die struktuur te bekom. Dit is veral belangrik onder soliede vloere, waar dit baie keer moeilik is om die middel effektief in die gekompakteerde grond te versprei.

PLEK	DOSIS / 100 ℓ WATER	GEBRUIKSAANBEVELINGS
BEHANDELING VAN STRUKTUUROMTREK	275 ml	Grawe 'n 30 cm wye voor, om die buitenste omtrek van die fondasies. Die voor moet so diep soos die bokant van die strookvoetstuk wees. Dien 5 ℓ mengsel / lopende meter toe. Albei kante en die bodem van die voor, moet behoorlik met die toediening bedek word. Die voor moet hierna teruggevuul en gekompakteer word. Die behandeling moet in 3 - 6 m afstande op 'n keer uitgevoer word, ten einde die fondasies nie te verswak nie.
SOLIEDE BETONVLOERE (BEDDINGLAAG)	275 ml	Boor gate deur die vloer, 1 m uitmekaar, om die binneste omtrek van elke kamer, en om die buitenste mure van die struktuur. Gate moet so diep wees as die bokant van die strookvoetstuk. As die gebou so ontwerp is, dat sulke vertikale gate nie deur die vloer om die buitenste mure geboor kan word nie, moet horisontale gate 1 m uitmekaar, vanaf buite, deur die fondasiemuur tot binne die grond, onder die soliede vloer geboor word. Dien 5 ℓ mengsel, per gat toe. Gate moet op 'n geskikte manier geseël word, na behandeling.
HANGVLOERE	275 ml	Waar moontlik, moet 'n 30 cm wye voor, om die binnekant van die fondasie mure, so diep soos die bokant van die strookvoetstuk, gegrawe word. Behandel die voor met 5 ℓ mengsel, per lopende meter. Albei kante en die bodem van die voor, moet behoorlik deur die toediening bedek word. Die voor moet hierna teruggevuul en gekompakteer word. Die behandeling moet in 3 - 6 m afstande op 'n slag, uitgevoer word, ten einde die fondasies nie te verswak nie. Behandel die oppervlak en kantomure van die oop ruimte onder die vloer, met 5 ℓ mengsel, per m ² . Die behandelde oppervlakke moet nie versteur word nie. As geen toegang tot die oop ruimte bestaan nie, moet toegangsgate deur die vloerplanke gesny word, en die behandeling uitgevoer word, soos hierbo beskryf. Die vloerplanke wat verwyder is, moet na behandeling teruggeplaas en verseël word. Waar geen oop ruimte bestaan nie, kan gate deur die vloer, op gereelde afstande, geboor word en die grondoppervlak hieronder moet met 5 ℓ mengsel, per m ² behandel word. Hierdie gate moet op 'n geskikte manier toegemaak en geseël word, na behandeling.

VOORKOMENDE BEHANDELING VAN GRONDDAMWALLE

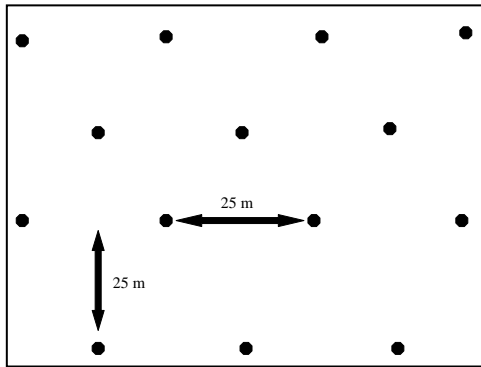
Termidor® SC moet, in die patroon soos hierbo aangedui, aan die grondgedeelte van die damwal, asook aan 'n 75 m wye strook aan die onderkant van die damwal (aan die uitlaatkant), toegedien word. **Termidor® SC** mag nie binne 10 m vanaf enige permanente, of tydelike lopende waterbronne (bv. riviere, strome, damoorloop ens.), toegedien word.

Toedieningsdosis:

Meng 13.75 ml **Termidor®** in 5 ℓ water (275 ml in 100 ℓ water).

Toedieningsmetode:

Boor toedieningsgate, van ongeveer 1 m diep in die grond. Dien 5 ℓ mengsel per toedieningsgat toe. Die hele 5 ℓ moet in die gat en nie op die grondoppervlak toegedien word nie. Elke gat moet na toediening, liggies met grond toegemaak word. Toedieningsgate moet 25 m uitmekaar geboor word, in 'n oorkruispatroon, soos hierbo aangedui.



BEHANDELING VAN BESTAANDE TERMIETHOPE / KOLONIES

Termidor® SC kan gebruik word om bestaande, aktiewe kolonies te beheer. **Termidor® SC** moet in die termietnes of -hoop, toegedien word.

Toedieningsdosis:

Meng 13.75 ml **Termidor® SC** in 5 ℓ water (275 ml in 100 ℓ water).

Toedieningsmetode:

Dien 5 ℓ mengsel per termietnes toe soos volg:

Termiethope:

Kap die bopunt van die hoop met 'n graaf, of klein byl af, en dien 5 ℓ van die mengsel in die nes toe.

Termiethope met "skoorstene" (bv. *Odontotermes* spp.):

Gooi 5 ℓ mengsel in soveel skoorstene as wat teenwoordig is in. Verdeel die 5 ℓ eweredig tussen die skoorstene.

GEWAS	PLAAG	DOSIS	GEBRUIKSAANBEVELINGS
GRASPERKE EN GRASBANE	Molkrieke (<i>Gryllotalpa africana</i>)	5 ml / 100 m ² (1000 ml / ha)	Dien met 'n rugsak op die grasperk, in 3 – 4 ℓ water / 100m ² (or 300 – 400 ℓ water / ha), toe. Besproei, met ten minste 5 – 10 mm water, na toediening. Vir meer effektiewe beheer, behandel molkrieke voordat hulle 15 mm lank is.